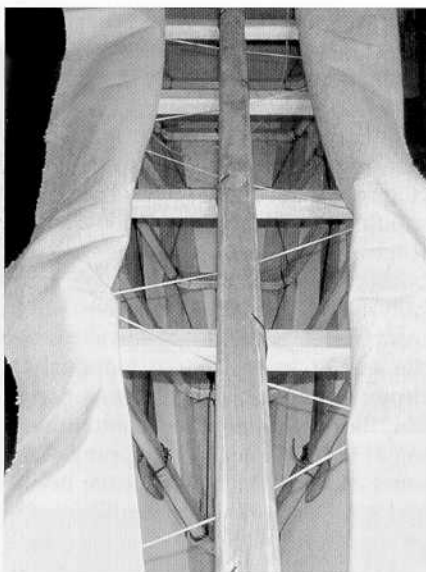


The canvas skin is stretched along the frame and clamped at the ends.

Covering the Kayak

Traditionally, Inuit in the Eastern Arctic used dehaired sealskin to cover their kayaks. A kayak covering required the skins of 4-5 bearded seal, or twice that number of smaller ringed seal. Later, Inuit used canvas.

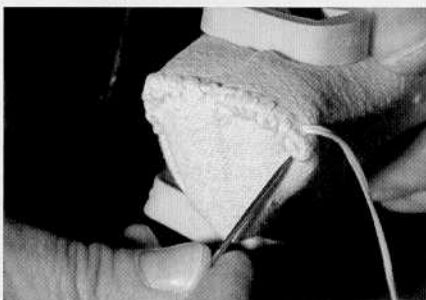
You will need 23' of 60" wide #10 canvas. Fold canvas in half lengthwise and mark the centerline with pencil. Drape canvas over the frame, with centerline at



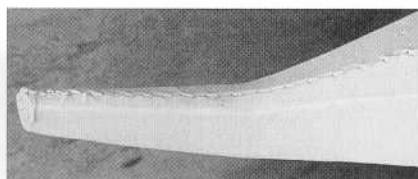
Zigzag lacing draws the skin tight around the hull.

the keelson, leaving about 4" of canvas overlapping the bow. Fold canvas snugly over the bow stem and clamp fabric there. Stretch the canvas toward the stern and clamp it there too, holding the tension. Turn kayak frame upright.

Drape one side of the canvas over the kayak deck. Lay the canvas across the deck stringer and cut it to leave a 2"



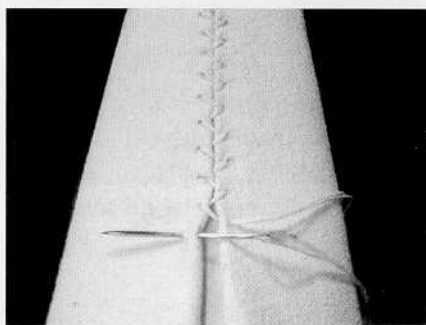
At the ends, the edges of the canvas are turned under and sewn with a simple overhand stitch.



The center seam is sewn from the ends toward the cockpit.

overlap. Repeat on other side. Canvas will now be a rough fit.

Basting the canvas sides together just above the gunwales will hold the canvas in place while sewing the skin together. Make stitches just inboard of the gunwale 1" long and then cross to the opposite gunwale at a 45° angle. Pass the thread over the deck beams and under the deck stringer, weaving from side to side. Pull



The center seam is sewn with an over-and-under stitch, drawing the canvas tight across the deck.

the thread taut to hold canvas in place at the gunwale level, but not so tight as to rip the canvas. Use a triangular sailmaker's needle, heavy waxed sailmaker's hand-sewing thread, doubled, and, if needed, needle-nosed pliers to pull the needle through. You'll need several needles.

Make a pencil line at mid-stringer the length of the kayak. This line marks the fold/sewing line. Pull canvas sides taut to fit around bow stem, folding raw edges under, and sew tightly. Fold the canvas

SQUEEDUNK KAYAKS



PADDLE THE FINEST

9 Models
Including:
Tandems, kids kayaks
& kayaks sized for
the smaller paddler
Finished Kayaks
Building plans



Hand-Crafted Wood/Epoxy & Woodstrip Kayaks

New! Glass-Ply deck option

Kayak building accessories

1062 BUNGEY BAY LANE, NW
HACKENSACK, MN 56452

218-682-2110

www.squeedunk.com

The Northwest's Premier Kayak Shop
On the Water

At the Gateway to the San Juan Islands

Rentals
Tours



Classes
Sales

Convenient

Location

seakayakshop.com

Great

Service

1019 Q Ave. Anacortes, Wa 98221 (360) 299-2300